

# TOYOTA LAND CRUISER

## Quick Links



BODY	ENGINE	Gearbox	CO <sub>2</sub> - emissions (g/km)	Fuel consumption combined	GRADE	PRICE (EUR+VAT) euro
SUV	2.8 D-4D A/T (4WD) (150 kW)	A/T	256	9.7	Executive	<b>66 100</b>
SUV	2.8 D-4D A/T (4WD) (150 kW)	A/T	258	9.8	Executive Technology Plus	<b>71 100</b>

# TOYOTA LAND CRUISER

## Technical Specification



<b>ENGINE &amp; GEARBOX</b>	<b>2.8 D-4D A/T (4WD) (150 KW)</b>
Klapimehhanism	16 värstu DOHC
Maximum power (hp)	204
Tippkiirus (km/h)	175
<b>KESKKONNAANDMED</b>	<b>2.8 D-4D A/T (4WD) (150 KW)</b>
Kütusekulu – kombineeritud min. WLTP (l/100 km)	9.7
CO <sub>2</sub> – kombineeritud min. WLTP (g/km)	256
Müratase sõidu ajal (dB(A))	67.0
Euroklass	EURO 6 AP
Kütuse kategooria - soovituslik	48 or more
Fuel tank capacity, l	87
Müratase seistes (dB(A))	73.0
<b>ENGINE</b>	<b>2.8 D-4D A/T (4WD) (150 KW)</b>
Silindrite arv	4 rindä

Kütuse sissepritse süsteem	Common Rail Type
Töömaht (cm <sup>3</sup> )	2755

# TOYOTA LAND CRUISER

## Technical Specification



<b>ENGINE</b>	<b>2.8 D-4D A/T (4WD) (150 KW)</b>
Maximum power (hp)	150/3000
Suurim pöördemoment (nm/p/min)	500/1600- 2800
Sisepõlemismootori suurim võimsus (DIN hj@)	204
Surveaste	15.6:1
<b>JÕUÜLEKANNE</b>	<b>2.8 D-4D A/T (4WD) (150 KW)</b>
Ülekande tüüp	Automatiskä
Käiku	6
1. käik	3.600
2. käik	2.090
3. käik	1.488
4. käik	1.000
5. käik	0.687
6. käik	0.580
Tagasikäik	3.732

# TOYOTA LAND CRUISER

## Technical Specification



<b>JÕUDLUS</b>	<b>2.8 D-4D A/T (4WD) (150 KW)</b>
Kiirendus, 0-100 km/h (sekundit)	9.9
Õhutakistuskoeffitsient	0.017
<b>VEDRUSTUS</b>	<b>2.8 D-4D A/T (4WD) (150 KW)</b>
Esivedrustus	Dubultsviru
Tagavedrustus	4 savienojumu ar sõnu stieni
<b>PIDURID</b>	<b>2.8 D-4D A/T (4WD) (150 KW)</b>
Pidurid, ees	Ventilējami diski
Pidurid, taga	Ventilējami diski
<b>REHVID JA VELJED</b>	<b>2.8 D-4D A/T (4WD) (150 KW)</b>
Madalaim kütusesäästlikkuse klass	C
Madalaim märghaardumise klass	D
Madalaim veeremismüra tase	72

# TOYOTA LAND CRUISER

## Technical Specification




<b>WEIGHTS</b>	<b>2.8 D-4D A/T (4WD) (150 KW)</b>
Täismass, kokku (kg)	2990
Tühimass (kg)	2140-2410
Piduritega järelhaagise suurim lubatud mass (kg)	3000
Ilma piduriteta järelhaagise suurim lubatud mass (kg)	750
Täismass, ees (kg)	1450
<b>SISEMÕÖTMED</b>	<b>2.8 D-4D A/T (4WD) (150 KW)</b>
Istmete arv	5
<b>DIMENSIONS</b>	<b>2.8 D-4D A/T (4WD) (150 KW)</b>
Laius (mm)	1885
Pikkus (mm)	4840
Kõrgus (mm)	1835
Teljevahe (mm)	2790
Uste arv	5



# TOYOTA LAND CRUISER

## Technical Specification



<b>DIMENSIONS</b>	<b>2.8 D-4D A/T (4WD) (150 KW)</b>
Rööbe taga	1605
<b>ROOL</b>	<b>2.8 D-4D A/T (4WD) (150 KW)</b>
Vähim pöörderaadius (m)	5.8



# TOYOTA LAND CRUISER


## Grades



FACTORY OPTIONS		EXECUTIVE	EXECUTIVE TECHNOLOGY PLUS
Pearl White	WP	990 €	990 €
NI category vehicle	NI	0 €	0 €
Towing hitch - detachable (horizontal type)	U4	1200 €	1200 €
Towing hitch - flanged	U9	950 €	950 €
RIEPAS UN DISKI		EXECUTIVE	EXECUTIVE TECHNOLOGY PLUS
17-tollised valuvcljed Canyon	PZ49Q-J0670-ZE	1524 €	1524 €
19-tollised valuvcljed	PW45760003MB	2254 €	2254 €
COLORS		EXECUTIVE	EXECUTIVE TECHNOLOGY PLUS
Pure White	040	0 €	0 €
Ultra Silver	1F7	690 €	690 €
Metallic Grey	1G3	690 €	690 €
Astral Black	202	0 €	0 €
Attitude Black	218	690 €	690 €
Barcelona Red	3R3	690 €	690 €
Avant Garde Bronze	4V8	690 €	690 €
INTERIOR		EXECUTIVE	EXECUTIVE TECHNOLOGY PLUS
Black leather seats (LQ22)	LQ22	0 €	0 €

# TOYOTA LAND CRUISER


## Grades



INTERIOR		EXECUTIVE	EXECUTIVE TECHNOLOGY PLUS
Beige leather seats (LQ40)	LQ40	●	●
EXTERIOR		EXECUTIVE	EXECUTIVE TECHNOLOGY PLUS
Spare tyre		●	●
Tyre Pressure Monitoring System		●	●
Daytime running lights (LED type)		●	●
Front fog lamps (LED)		●	●
Follow-me-home headlights		●	●
Windshield wiper de-icer		●	●
Rear spoiler		●	●
Roof rails		●	●
Dusk sensor		●	●
Bi-LED headlamps		●	●
Headlamp cleaners		●	●
Chrome-plated front grille		●	●
Body-coloured, electric, heated and electrically retractable door mirrors		●	●
Body-coloured door handles		●	●
Rear-view camera		●	●
Rain sensor (only with Automatic transmission)		●	●
Illuminated aluminium side steps		●	●
Chrome garnish on trunk door		●	●

# TOYOTA LAND CRUISER

## Grades



<b>EXTERIOR</b>		<b>EXECUTIVE</b>	<b>EXECUTIVE TECHNOLOGY PLUS</b>
Front parking sensors		●	●
Rear parking sensors		●	●
Privacy glass		●	●
Door window belt chrome mouldings		●	●
Mirror courtesy lamp (LED)		-	●
19" bi-tone dark grey & machined-face alloy wheels (12 spoke) (265/55R19)		●	●
<b>SEATS</b>		<b>EXECUTIVE</b>	<b>EXECUTIVE TECHNOLOGY PLUS</b>
Height-adjustable driver's seat		●	●
Power-adjustable front seats (driver 8 ways, passenger 4 ways)		●	●
Power lumbar support for driver's seat		●	●
Heated front seats		●	●
2nd row seats: manually 60:40 split-folding seats, sliding, reclining (only 5 seater)		●	●
Leather seat trim		●	●
Heated outer 2nd row rear seats (N/A with N1 vehicle category)		●	●
Seat ventilation on front seats		●	●
3rd row seats: electrically 50:50 split-folding seats (only 7-seater)		-	●
<b>COMFORT</b>		<b>EXECUTIVE</b>	<b>EXECUTIVE TECHNOLOGY PLUS</b>
Driver and passenger sun visors with mirror and lamp		●	●

# TOYOTA LAND CRUISER

## Grades



COMFORT		EXECUTIVE	EXECUTIVE TECHNOLOGY PLUS
Illuminated entry system		●	●
Smart Entry & Start System		●	●
Front 12V power outlets		●	●
Rear 12V power outlet		●	●
Alarm and immobiliser		●	●
Intrusion and glass break alarm sensors		●	●
Fuel burning heater		●	●
4-spoke leather steering wheel		●	●
Leather parking brake and gear shift knob		●	●
Intelligent Adaptive Cruise Control (iACC) (only with Automatic Transmission)		●	●
Textile floor mats		●	●
Triple zone automatic air conditioning (N/A with N1 vehicle category)		●	●
Boot 220V power outlet		●	●
Electrically adjustable tilting and telescopic steering wheel		●	●
Heated steering wheel		●	●
Leather knee pads		●	●
Electrochromatic rear-view mirror		●	●
Door mirrors tilt for reverse		●	●
Extended sun visor		●	●
Woodgrain instrument garnish		●	●
Chrome inside door handles		●	●

# TOYOTA LAND CRUISER


## Grades



SAFETY		EXECUTIVE	EXECUTIVE TECHNOLOGY PLUS
Anti-lock Braking System (ABS) with Electronic Brake force Distribution (EBD)		●	●
Brake Assist (BA)		●	●
Emergency Brake-light Signal (EBS)		●	●
Light Emitting Diode (LED) rear brake lights		●	●
Vehicle Stability Control (VSC)		●	●
Active Traction Control (A-TRC)		●	●
Downhill Assist Control (DAC) (only with A/T)		●	●
Hill-start Assist Control (HAC) (only with A/T)		●	●
Trailer Sway Control (TSC)		●	●
Front passenger airbag on/off -switch		●	●
Pre-tensioners and force limiters		●	●
Supplemental Restraint System (SRS) airbags - 7 airbags		●	●
Active front headrests		●	●
Blind Spot Monitor (BSM)		-	●
Rear Cross Traffic Alert (RTCA)		-	●
STORAGE		EXECUTIVE	EXECUTIVE TECHNOLOGY PLUS
Front and rear cup holders		●	●

# TOYOTA LAND CRUISER


## Grades



STORAGE		EXECUTIVE	EXECUTIVE TECHNOLOGY PLUS
Overhead console with sun glasses holder and conversation mirror		●	●
Tonneau cover		●	●
Armrest on console box		●	●
Luggage utility tray		●	●
Refrigerated console box		●	●
INFO & AUDIO		EXECUTIVE	EXECUTIVE TECHNOLOGY PLUS
Audio & telephone switches on steering wheel		●	●
Eco Driving Indicator (only with A/T)		●	●
4,2" colour TFT Multi-information Display		●	●
Radio, DAB		●	●
USB connector		●	●
Bluetooth® hands-free system		●	●
9" Toyota Touch® 2 multimedia system		●	●
Mobile integration (Apple CarPlay & Android Auto)		●	●
9 speakers		●	-
Rear-view camera display		●	●
Toyota Touch® 2 & Go navigation system		-	●
JBL Premium Sound System with 14 speakers		-	●

# TOYOTA LAND CRUISER

## Grades



4X4 TECHNOLOGY		EXECUTIVE	EXECUTIVE TECHNOLOGY PLUS
Full-time 4WD		●	●
Centre differential lock with TORSEN® Limited Slip Differential (LSD)		●	●
Variable Flow Control (VFC) power steering		●	●
TORSEN® rear Limited Slip Differential (LSD)		-	●
Kinetic Dynamic Suspension System (KDSS)		-	●
3 drive modes: Eco, Normal, Sport S		-	●
Multi-terrain Monitor (360-degree view camera)		-	●
Under vehicle terrain view		-	●
Panoramic View Monitor		-	●

- - Standard
- - Optional
- ◐ - Halfstandart

\*Kampaņa beidzas 31.12.2022. Ieteicamās mazumtirdzniecības cenas. Cenrādī esošajai informācijai ir informatīvs raksturs un Toyota Baltic AS patur tiesības mainīt tā saturu bez iepriekšēja paziņojuma. Informācija par konkrētā modeļa pamat- un papildaprīkojumu, kā arī iespēju to pasūtīt ir pieejama oficiālajās Toyota pārstāvniecībās. Konkrēta pārdošanas piedāvājuma saņemšanai vērsieties oficiālā Toyota pārstāvniecībā. Šis cenrādis ir spēkā jaunajiem automobiļa pirkuma līgumiem, kas noslēgti šī cenrāža spēkā esamības laikā par automobili, kas ir piegādāts un reģistrēts 6 mēnešu laikā no pirkuma līguma noslēgšanas dienas. Toyota Baltic AS patur tiesības paaugstināt to automobiļa ieteicamās mazumtirdzniecības cenas, kas tiks reģistrēti vēlāk nekā 6 mēnešus no automobiļa pirkuma līguma noslēgšanas dienas, bet ne vairāk kā par 4,0 % salīdzinājumā ar šo cenrādi. Jebkurā gadījumā cena nedrīkst būt augstāka par reģistrācijas dienā spēkā esošo ieteicamo mazumtirdzniecības cenu. Piemēra kalkulāciju sastādīja Swedbank Līzings SIA. Ja nepieciešams, konsultējieties ar bankas darbinieku. Piedāvājums no Toyota Līzings: 2.49 % + 6 mēnešu EURIBOR likme juridiskām personām (Piemēram, cena EUR 19 250, pirmā iemaksa: 15 %, periods: 60 mēneši, atlikusī vērtība: 30%, nobraukums 100 000 km, komisija: 1,5 %.) Ikmēneša maksājums šajā gadījumā ir EUR 199,84. Piedāvājums ir indikatīvs un var mainīties pēc pieteikuma izvērtēšanas. 10 gadu hibrīda akumulatora garantija attiecas uz visiem jauniem Toyota hibrīdiem. Konkrēti nosacījumi pieejami toyota.lv Degvielas patēriņa vērtības ir mērītas kontrolētā vidē, izmantojot reprezentatīvu sērijveida modeli, saskaņā ar jaunās pasaules mēroga saskaņotās vieglo transportlīdzekļu testa procedūras (WLTP) Eiropas Regulu EK 2017/1151 ar grozījumiem. Plašāku informāciju par jauno WLTP testa procedūru skatiet vietnē <https://www.toyota.lv/world-oftoyota/feel/environment/worldwide-harmonized-light.json>